

KJM 自喷射流泵 CENTRIFUGAL SELF-PRIMING JET PUMP



CONSTRUCTION

PUMP: Centrifugal Self-Priming JET

Pump Body: Cast Iron
Impeller: Brass / P.P.O. Plastics / Stainless Steel
Mechanical Seal: Carbon + Ceramic + Stainless steel + Rubber
Front cover: Cast Iron
Nozzle: P.P.O. Plastics
JET Pipe: P.P.O. Plastics
Diffusor: P.P.O. Plastics

MOTOR: Single Phase Heavy Duty Continuous Work

Motor Housing: Aluminium
Shaft: Carbon Steel / 304 Stainless Steel Welded / 420 Stainless Steel
Insulation: Class B / Class F
Protection: IP44 / IP54
Cooling: External ventilation

结构特征

泵: 离心自吸式喷射泵

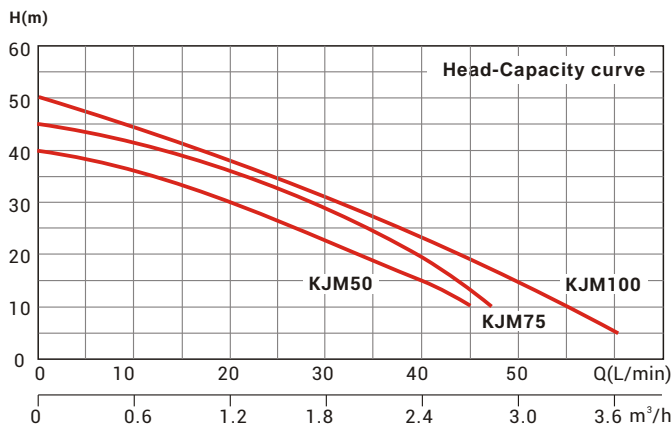
泵体: 铸铁
叶轮: 铜/P.P.O.塑料/不锈钢(可选)
机械密封: 石墨+陶瓷+不锈钢+橡胶
前端盖: 铸铁
喷嘴: P.P.O.塑料
直管: P.P.O.塑料
导流盘: P.P.O.塑料

电机: 单相大马力连续工作制

电机机座: 铝压铸
转轴: 45#碳钢/304不锈钢焊接轴/整轴420不锈钢
绝缘等级: B级/F级
防护等级: IP44/IP54
冷却方式: 风冷

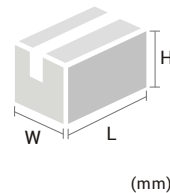


KJM-50
KJM-75
KJM-100



包装尺寸及毛重 PACKAGE DIMENSIONS & G.W.

型号 Model	长 L	宽 W	高 H	重量 KG	1X20"柜数量 1X20" FCL QTY (pcs)
KJM 50	440	200	225	15.2	1350
KJM 75	440	200	225	15.8	1350
KJM 100	440	200	225	17	1350

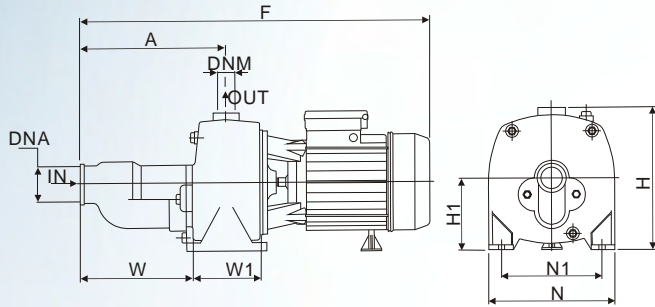


安装尺寸图请查看61页。
For installation dimensions, please reference to page 61.

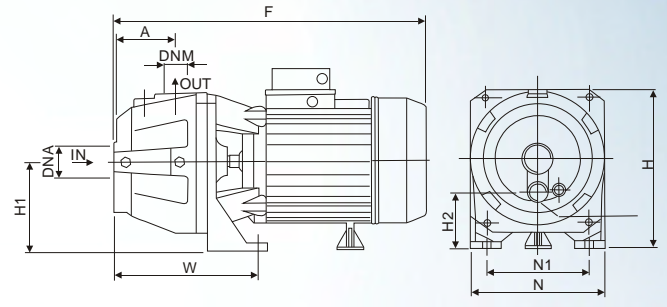
技术参数 PERFORMANCE SPECIFICATIONS

型号 Model	功率 Power		电流 Ampere (A)	最大吸程 Suct. max (m)	进出口管径 Inlet/Outlet DIA	流量 Q=capacity								
	HP	kW				220V/50Hz	m³/h	0	0.6	1.2	1.8	2.4	3.0	3.6
						扬程 H (m)	0	10	20	30	40	50	60	
KJM 50	0.5	0.37	3.2	9	1"x1"	40	35	29.5	24	20	-	-		
KJM 75	0.75	0.55	3.7		1"x1"	45	42	36	30	25	-	-		
KJM 100	1	0.75	4.7		1"x1"	50	45	40	33	20	10	5		

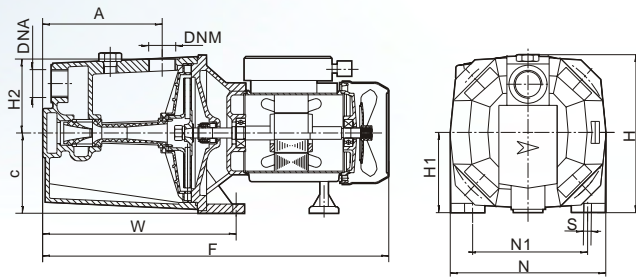
*110V, 110/220V, 60Hz etc. Models are available on request.



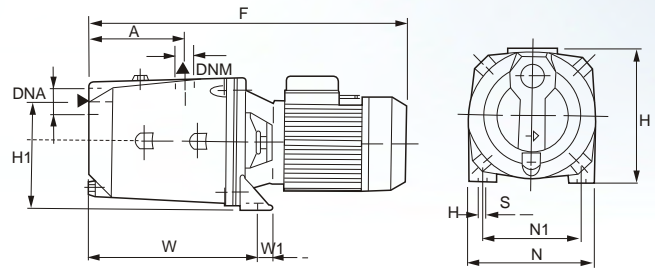
KAB Series



KAP Series



KJM, KM-80, KJ-100M Series



KJ-200M Series

安装尺寸 INSTALLATION DIMENSIONS

型号 Model	尺寸 DIMENSIONS (mm)											
	A	F	H	H1	H2	H3	H4	N	N1	W	W1	S
KAB150	257	596	240	112	-	-	-	220	177	204	105	10
KAB200	257	596	240	112	-	-	-	220	177	204	105	10
KAB300	257	596	240	112	-	-	-	220	177	204	105	10
KAP75	82	360	195	185	52	-	-	180	140	168	-	10
KAP100	82	360	195	185	52	-	-	180	140	168	-	10
KAP150	74	415	230	240	60	-	-	220	177	125	-	10
KAP200	74	415	230	240	60	-	-	220	177	125	-	10
KJM50	140	420	195	90	95	185	-	180	140	230	-	10
KJM75	140	420	195	90	95	185	-	180	140	230	-	10
KJM100	140	420	195	90	95	185	-	180	140	230	-	10
KM-60	140	435	220	100	95	185	-	180	140	230	-	10
KM-70	140	435	220	100	95	185	-	180	140	230	-	10
KM-80	140	435	220	100	95	185	-	180	140	230	-	10
KJ-102M	106	420	108	94	80	174	145	170.5	111	192	-	9
KJ-80M	140	440	220	100	90	190	-	181	140	235	-	10
KJ-100M	140	440	220	100	90	190	-	181	140	235	-	10
KJ-200M	151	521	227	175	-	-	-	214	160	282	20	11
KJ-300M	151	521	227	175	-	-	-	214	160	282	20	11
KDP-100	100	395	210	45	90	-	-	176	140	145	-	10
KDP-151	54	410	270	112	-	-	-	192	146	118	-	10
KDP-251	54	410	270	112	-	-	-	192	146	118	-	10